

TOPDON®



JumpSurge1500

Power Up & Go



Jump Starter

Contents

01

Brief

02

Specs

03

Features

04

What's
In The Box?

05

Comp Chart

06

FAQs

Brief

Specs

Features

What's In
The Box?

Comp Chart

FAQs



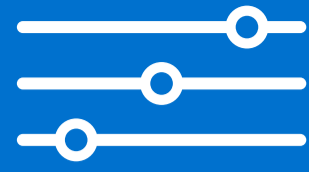
JS1500

The JS1500 is a potent car jump starter and a handy portable charger. Boasting a remarkable 1500-amp peak current, it jump starts 12V car batteries in a mere 2 seconds, and is suitable for vehicles with 6.5-liter gasoline or 4-liter diesel engines. A single charge can jump start your vehicle up to 25 times, with a BOOST mode to assist battery depleted vehicles, especially during chilly winter mornings.

Safety remains paramount, and the JS1500 features multiple protection systems, including reverse polarity, reverse charging, short-circuit, overcurrent, over temperature, and over discharge protection. Additionally, it serves as a robust 10,000mAh portable charger with QC18W fast charging, fully replenishing your smartphone, tablet, Kindle, and more in just one hour.

Its impressive power and versatility ensure that you stay connected, whether you need to jump start your car or keep your electronic devices charged on the go.

Brief



Specs

Specs


Features

What's In The Box?

Comp Chart

FAQs

Electrical Specifications



Battery Capacity:
37Wh/10000mAh, 3.7V

USB1 Output:
QC18W 12V/1.5A, 9V/2A, 5V/3A

USB2 Output:
5V/2.4A

Type-C Input:
5V/3A

Peak Current:
1500A

Parameters

Dimensions:
196x125x92mm (7.72x4.92x3.62 inches)

Weight:
1460g (51.5oz)

Cable Length:
Positive: AWG10#, 200mm
Negative: AWG10#, 185mm

Working Temperature:
-10°C to 40°C (14°F to 104°F)

Storage Temperature:
-20°C to 75°C (-4°F to 167°F)

Safety

Protections:
Reverse connection, reverse charging,
short circuits, overcurrent,
over temperature, over discharge



Brief

Never be Stranded again

The TOPDON JS1500 is a 2-in-1 jump pack with enough reserve energy to jump start your car up to 25 times on a single charge.

So, if you ever find yourself in a situation where your car's engine won't start, rest assured that the JS1500 is conveniently stored in your glove box, ready to get you back on the road.

6.5L Gas
4.0L Diesel
25 Jumps On A Full Charge

Specs

Features

What's In
The Box?

Comp Chart

FAQs



Brief

Power on and Charge Anywhere

The 10,000mAh/37Wh battery in the TOPDON JS1500 serves multiple purposes.

Not only can it swiftly jump start your car battery, it also functions as a USB power bank.

This eliminates the stress of a drained phone battery in critical situations.

After all, there's nothing more frustrating than a car battery hiccup followed by the fear of not being able to call for help.

Fully charge your phone, tablet, Kindle, and more within an hour.

Specs

Features

What's In The Box?

Comp Chart

FAQs



Brief

Your Safeguard on the Roadside

Safety is our priority, both yours and your vehicle's.

To top it all off the TOPDON JS1500 has six advanced safety features to protect you from a number of electrical hazards.

Drop, dust and water resistance are also there to keep the pack safe from the elements — meaning you've got help no matter what the conditions are like.

It also comes with a durable IP54-rated thick cable and fire-resistant casing to ensure longevity and safety.

Specs

Features

What's In The Box?

Comp Chart

FAQs



Brief

Light the Way to Safety

Some of that power can be put to good use with the JS1500's flashlight.

Whether you need to beam a path through the darkness, signal for help with SOS mode, or draw attention with the Strobe mode, this versatile tool with 300Lumen LED flashlight ensures you're never left in the dark-quite literally.

Specs

Features

What's In
The Box?

Comp Chart

FAQs



Brief

Revive, Thrive, and Drive with JS1500 BOOST

The BOOST feature of JS1500 is a critical capability, designed especially for vehicles with severely depleted or non-starting batteries.

This functionality empowers the JS1500 to act as a temporary power source to jump start your vehicle within 30 seconds even if the battery is 0 voltage.

It ensures reliable engine starts for cars, trucks, off-road vehicles, and SUVs, particularly in the frosty early mornings of winter.

Specs

Features

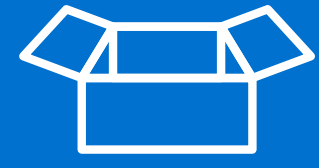
What's In The Box?

Comp Chart

FAQs



Brief



What's In The Box?





Specs




Features

What's In The Box?

Comp Chart

FAQs

<p>Carrying Bag</p> 	<p>JS1500 Jump Starter</p> 	<p>Battery Clamps</p> 
<p>Package Box</p> 	<p>USB Cable</p> 	<p>User Manual</p> 

MODEL	JS1500	JS2000	JS3000
SPECIFICATIONS			
Peak Amps	1500A	2000A	3000A
Capacity (mAh)	10000mAh/37Wh	16000mAh/59.2Wh	24000mAh/88.8Wh
Start Up Capacity	6.5L Gas/4L Diesel	8L Gas/6L Diesel	9L Gas/7L Diesel
Input	Type C 5V == 3A	Type C QC3.0: 5V == 3A, 9V == 2A	Type C Bidirectional, PD60W; 5V == 3A, 9V == 3A, 12V == 3A, 15V == 3A, 20V == 3A
Output	USB1 Output: QC18W 12V/1.5A, 9V/2A, 5V/3A USB2 Output: 5V/2.4A	USB1 Output: QC18W 12V/1.5A, 9V/2A, 5V/3A USB2 Output: 5V/2.4A DC: 10A Max 16.8V	Bidirectional Type-C: PD45W: 5V/3A, 9V/3A, 12V/3A, 15V/3A, 20V/2.25A USB1 QC18W: 12V/1.5A, 9V/2A, 5V/3A USB2: 5V/2A DC: 10A Max 16.8V
Length Of Cable	Positive: 200mm Negative: 185mm	Positive: 250mm Negative: 200mm	Positive: 250mm Negative: 200mm
Dimensions	196x125x92mm	267x157x106mm	284x147x120mm
Jump Capacity	25	35	45
Safety Features	Short Circuit Protection, Overcurrent Protection, Reverse Polarity Protection, Reverse Charge Protection, Over Temperature Protection, Over Discharge Protection	Short Circuit Protection, Overcurrent Protection, Reverse Polarity Protection, Reverse Charge Protection, Over Temperature Protection, Over Discharge Protection	Short Circuit Protection, Overcurrent Protection, Reverse Polarity Protection, Reverse Charge Protection, Over Temperature Protection, Over Discharge Protection

Brief



FAQs

Specs

Question

Why is the red reverse indicator lit up and the buzzer beeping and the four battery level indicators flashing after I performed several jump starts?

Answer

It's possible that the jump starter is overheating as you have tried jump starting too frequently in a short period of time. Try jumping again after a 20-minute break.

Features

Question

What's In
The Box?

How long does it take to recharge JS1500 fully?

Answer

The time it takes to fully recharge a JS1500 varies depending on the charger used. For example, a 5V/2A charger takes approximately 4.5 hours.

Comp Chart

FAQs

Brief



FAQs

Specs

Question

How do I turn off JS1500?

Features

Answer

It will automatically power off if no operation is performed for about 10 seconds.

Functions

What's In
The Box?

Comparison

FAQs



    @topdonofficial

+86-755-21612590 (Global HQ)
+1-833-629-4832 (North America)
+34 697 733 280 (Europe)

sales@topdon.com
support@topdon.com



**CHINA
TOPDON HQ**

topdon.com

Unit 2005 20/F, No. 3040 Xinghai Avenue,
Qianhai Shimao Tower, Qianhai Shenzhen-Hong Kong
Cooperation Zone, Shenzhen, PR, China 518000



**USA
TOPDON**

topdon.us

400 Commons Way, Suite A
Rockaway, NJ 07866



**EU
TOPDON**

eu.topdon.com

Barcelona Spain